

# Multi Variable

RESIDENTIAL  
LIGHT COMMERCIAL  
AIR CONDITIONING  
2023-2024

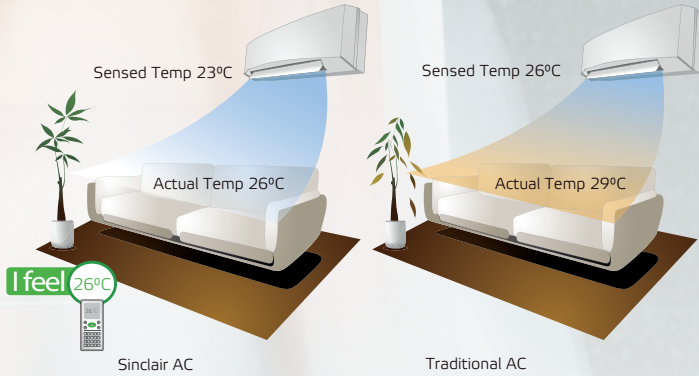




## SMART FUNCTIONS SINCLAIR

### I FEEL

The mini sensor in the remote controller can sense its surrounding temperature, and transmit the signal back to the indoor unit. So the unit can adjust the air flow volume and temperature accordingly, to provide maximum comfort and save energy simultaneously.



### LOW AMBIENT TEMPERATURE FUNCTION

#### -20 °C COOLING

Cooling at -20 °C while keeping a reliable operation. As the outdoor temperature changes, the frequency of compressor and the speed of fan adjusts accordingly.

#### -30 °C HEATING

Operates finely when heating at -30 °C. It is supported by SINCLAIR electrical heating chassis, preheating technology and frequency-adjusting compressor.

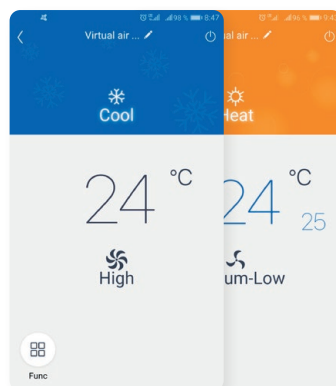
#### 8 °C HEATING

Maintains the room temperature steadily at 8 °C and prevents the room from freezing by heating operation when nobody is at home for long time.



### EWPE SMART – WIFI APP

Sinclair air conditioners can be conveniently managed via your smart phones or tablets with operating system Android or iOS. Control the temperature in the room from anywhere at any time. Thanks to the EWPE Smart app you will have Sinclair air conditioners always under control.



- Anticorrosion treatment of exchangers
- Refrigerant
- Flexible adjusting lamels
- Diagnostic LED display
- "TURBO" button
- Intelligent defrosting
- Operation in the winter time
- Silent operation
- 24-hour timer
- Clock display
- WiFi function
- Dehumidifying mode
- Automatic operation
- Comfortable sleep mode
- Cold air prevention
- Self-diagnosis
- Auto-restart function
- Lock
- 8 °C heating
- I feel
- 7 speeds of fan
- Fresh air ventilation
- Optional health filters
- Low power consumption
- Filter cleaning timer







# MULTI VARIABLE SERIES

## FEATURES

- Autorestart function
- Crankcase heater, chassis heater
- Automatic defrost mode
- Lightweight, compact dimensions

## STANDARD ACCESSORIES

- Pipe adapters
- Drain plugs
- Drain water adapter

## OPTIONAL ACCESSORIES

- Health filters
- GSM module G2S-T
- BACNET gateway SBG-01
- Wired controller SWC-02, SWC-04, XK19
- Central controller SCC-16, SCC-36

DC INVERTER



## TECHNICAL PARAMETERS

MODEL		MV-E14BI2	MV-E18BI2	MV-E21BI2	MV-E24BI2
Number of connectable indoor units		1-2	1-2	2-3	2-3
Capacity cooling / heating	kW	4,1 / 4,4	5,3 / 5,7	6,1 / 6,5	7,1 / 8,6
Power supply	Phase / Hz / V	1~ / 50 / 220-240	1~ / 50 / 220-240	1~ / 50 / 220-240	1~ / 50 / 220-240
SEER / SCOP	-	7,2 / 4,2	7,2 / 4,2	7,8 / 4,3	7,1 / 4,3
Energy class cooling/ heating (Average)	-	A++ / A+	A++ / A+	A++ / A+	A++ / A+
Sound pressure level at 1m	OD    dB(A)	52	54	58	58
Dimension (w x h x d)/Net weight	OD    mm / kg	822 x 550 x 352 / 30,0	822 x 550 x 352 / 32,0	964 x 660 x 402 / 47,5	964 x 660 x 402 / 47,5
Operating temperature range cooling/heating	°C	-15-43 / -22-24	-15-43 / -22-24	-15-43 / -22-24	-15-43 / -22-24

MODEL		MV-E28BI2	MV-E36BI2	MV-E42BI2	
Number of connectable indoor units		2-4	2-4	2-5	
Capacity cooling / heating	kW	8,0 / 9,5	10,6 / 12,0	12,1 / 13,0	
Power supply	Phase / Hz / V	1~ / 50 / 220-240	1~ / 50 / 220-240	1~ / 50 / 220-240	
SEER / SCOP	-	7,2 / 4,2	7,2 / 4,0	7,2 / 4,0	
Energy class cooling/ heating (Average)	-	A++ / A+	A++ / A+	A++ / A+	
Sound pressure level at 1m	OD    dB(A)	58	60	60	
Dimension (w x h x d)/Net weight	OD    mm / kg	964 x 660 x 402 / 51,0	1020 x 826 x 427 / 72,0	1020 x 826 x 427 / 73,0	
Operating temperature range cooling/heating	°C	-15-43 / -22-24	-15-43 / -22-24	-15-43 / -22-24	

ECOLOGICAL REFRIGERANT R32



MV-E14BI2  
MV-E18BI2  
MV-E21BI2  
MV-E24BI2  
MV-E28BI2




MULTI VARIABLE  
INDOOR UNITS

# MULTI VARIABLE SERIES

ECOLOGICAL REFRIGERANT R32

## WALL MOUNTED UNITS



SIH-xxBITx



SIH-xxBIK

SIH-xxBIR

## PLASMA+TEC



## TECHNICAL PARAMETERS

MODEL		SIH-09BITx	SIH-13BITx	SIH-18BITx	SIH-24BITx
Capacity cooling / heating	kW	2,7 / 3,0	3,5 / 3,8	5,2 / 5,3	7,0 / 7,4
Power supply	Phase / Hz / V	1~ / 50 / 220-240	1~ / 50 / 220-240	1~ / 50 / 220-240	1~ / 50 / 220-240
Sound pressure level at 1m	dB(A)	38 / 36 / 34 / 31 / 29 / 27 / 25	42 / 38 / 35 / 32 / 29 / 27 / 25	45 / 43 / 41 / 38 / 35 / 34 / 31	48 / 45 / 42 / 39 / 37 / 36 / 33
Dimension (w x h x d)/Net weight	mm/kg	889 x 294 x 212 / 11,0	889 x 294 x 212 / 11,0	1013 x 307 x 221 / 13,5	1122 x 329 x 247 / 17,5

MODEL		SIH-07BIK	SIH-09BIK	SIH-12BIK	SIH-18BIK	SIH-24BIK
Capacity cooling / heating	kW	2,2 / 2,4	2,7 / 2,8	3,2 / 3,4	4,6 / 5,2	6,2 / 6,5
Power supply	Phase / Hz / V	1~ / 50 / 220-240	1~ / 50 / 220-240	1~ / 50 / 220-240	1~ / 50 / 220-240	1~ / 50 / 220-240
Sound pressure level at 1m	dB(A)	39 / 37 / 33 / 22	40 / 38 / 34 / 23	41 / 36 / 32 / 23	44 / 41 / 34 / 31	47 / 44 / 38 / 35
Dimension (w x h x d)/Net weight	mm/kg	696 x 251 x 190 / 7,5	770 x 251 x 190 / 8,5	849 x 289 x 215 / 10,5	972 x 300 x 225 / 13,5	1081 x 325 x 248 / 16,5

MODEL		SIH-09BIR	SIH-12BIR	SIH-18BIR	SIH-24BIR
Capacity cooling / heating	kW	2,7 / 2,8	3,2 / 3,4	4,6 / 5,2	6,2 / 6,5
Power supply	Phase / Hz / V	1~ / 50 / 220-240	1~ / 50 / 220-240	1~ / 50 / 220-240	1~ / 50 / 220-240
Sound pressure level at 1m	dB(A)	40 / 38 / 34 / 23	41 / 37 / 33 / 26	44 / 42 / 38 / 31	48 / 45 / 37 / 30
Dimension (w x h x d)/Net weight	mm/kg	773 x 250 x 185 / 8,5	773 x 250 x 185 / 8,0	970 x 300 x 225 / 13,5	970 x 300 x 225 / 13,0

x - available in different colours: SIH-xxBITW - white, SIH-xxBITB - black, SIH-xxBITS - silver, SIH-xxBITC - champagne







# MULTI VARIABLE SERIES

ECOLOGICAL REFRIGERANT  R32

## CONSOLE UNITS

- WiFi module
- Filters - catechin SAF-OPWC4 and active carbon filter SAF-OPWA4
- Dual air outlet for heating
- Cold plasma generator
- Remote controller
- MODBUS and BACNET control possibility via optional accessories



MV-PXXBI



MODEL		MV-P09BI	MV-P12BI	MV-P18BI		
Capacity cooling / heating	kW	2,7 / 2,8	3,5 / 3,8	5,2 / 5,3		
Power supply	Phase / Hz / V	1~ / 50 / 220-240	1~ / 50 / 220-240	1~ / 50 / 220-240		
Sound pressure level at 1m	dB(A)	40 / 36 / 34 / 32 / 30 / 26 / 23	42 / 40 / 38 / 36 / 34 / 31 / 25	47 / 45 / 42 / 40 / 37 / 35 / 31		
Dimension (w x h x d)/Net weight	mm/kg	700 x 600 x 215 / 15,5	700 x 600 x 215 / 15,5	700 x 600 x 215 / 15,5		

## FLOOR CEILING UNITS

- Horizontal/vertical position
- Remote and wall controller in standard
- Dry on/off contact
- MODBUS and BACNET control possibility via optional accessories
- SWC-04 wired controller with integrated WiFi as optional accessories



MV-FXXBI



MODEL		MV-F09BI	MV-F12BI	MV-F18BI	MV-F24BI	
Capacity cooling / heating	kW	2,6 / 2,7	3,5 / 4,0	4,5 / 5,0	7,1 / 8,0	
Power supply	Phase / Hz / V	1~ / 50 / 220-240	1~ / 50 / 220-240	1~ / 50 / 220-240	1~ / 50 / 220-240	
Sound pressure level at 1m	dB(A)	38 / 35 / 30 / 26	38 / 35 / 30 / 26	38 / 35 / 30 / 26	38 / 35 / 30 / 26	
Dimension (w x h x d)/Net weight	mm/kg	870 x 665 x 235 / 25,0	870 x 665 x 235 / 25,0	870 x 665 x 235 / 25,5	1200 x 665 x 235 / 33,0	






# MULTI VARIABLE INDOOR UNITS

ECOLOGICAL REFRIGERANT  R32

## 4-WAY CASSETTE UNITS



- Built in water pump
- Decorative panel in standard
- Remote and wall controller in standard
- Fresh air supply
- Dry door contact
- SWC-04 wired controller with integrated WiFi and MODBUS as standard accessories
- BACNET control possibility via optional accessories




MODEL		MV-C12B12	MV-C18B12	MV-C24B12		
Capacity cooling / heating	kW	3,5 / 4,0	5,0 / 5,5	7,0 / 8,0		
Power supply	Phase / Hz / V	1~ / 50 / 220-240	1~ / 50 / 220-240	1~ / 50 / 220-240		
Sound pressure level at 1,4m	dB(A)	41 / 36 / 32 / 28	43 / 36 / 32 / 28	44 / 42 / 39 / 37		
Dimension (w x h x d)/Net weight	mm/kg	570 x 570 x 265 / 17,0	570 x 570 x 265 / 17,0	840 x 840 x 240 / 29,0		

# stylish world Sinclair

## DUCT UNITS



- Built in water pump
- Remote and wall controller in standard
- Dry door contact
- SWC-04 wired controller with integrated WiFi and MODBUS as standard accessories
- BACNET control possibility via optional accessories



MODEL		MV-D09B12	MV-D12B12	MV-D18B12	MV-D24B12	
Capacity cooling / heating	kW	2,7 / 2,8	3,5 / 4,0	5,0 / 5,5	7,0 / 8,0	
Power supply	Phase / Hz / V	1~ / 50 / 220-240	1~ / 50 / 220-240	1~ / 50 / 220-240	1~ / 50 / 220-240	
Sound pressure level at 1,4m	dB(A)	32 / 28 / 25 / 22	36 / 34 / 31 / 27	36 / 31 / 28 / 25	46 / 42 / 40 / 36	
Dimension (w x h x d)/Net weight	mm/kg	710 x 200 x 450 / 18,5	710 x 200 x 450 / 19,0	1010 x 200 x 450 / 25,0	900 x 260 x 655 / 31,0	









Distributed by:



**Contact Us: [info@sinclair.africa](mailto:info@sinclair.africa)**  
Kindly validate availability with branch  
representative/contractor

